

H

G

F

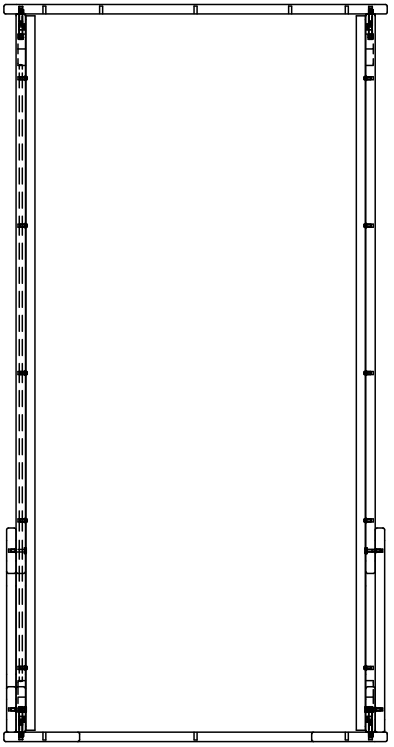
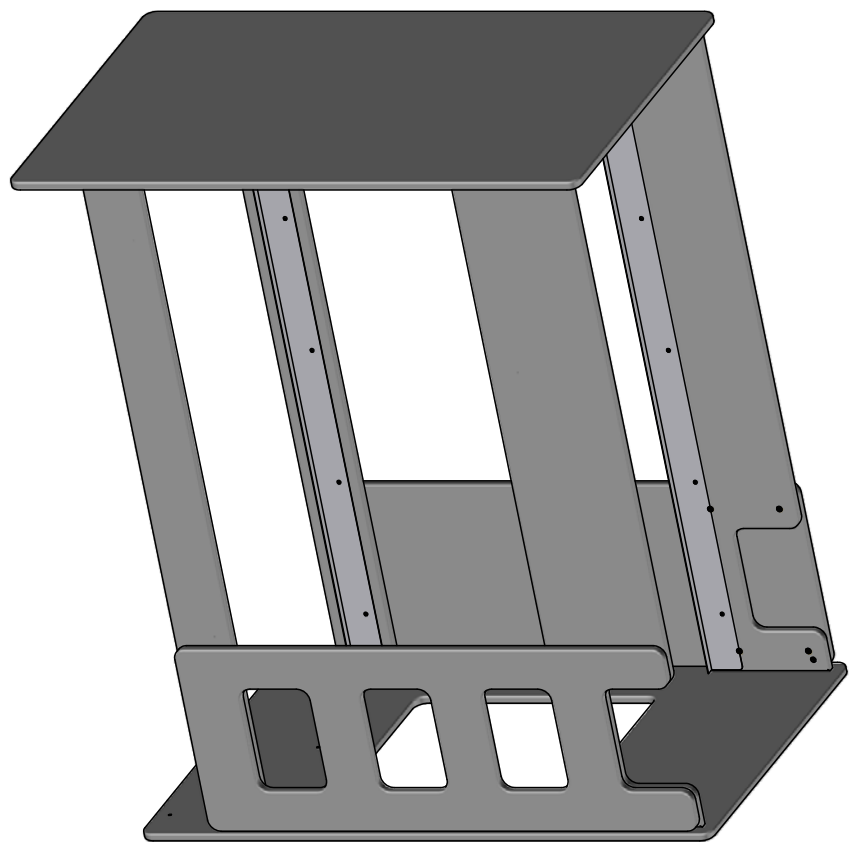
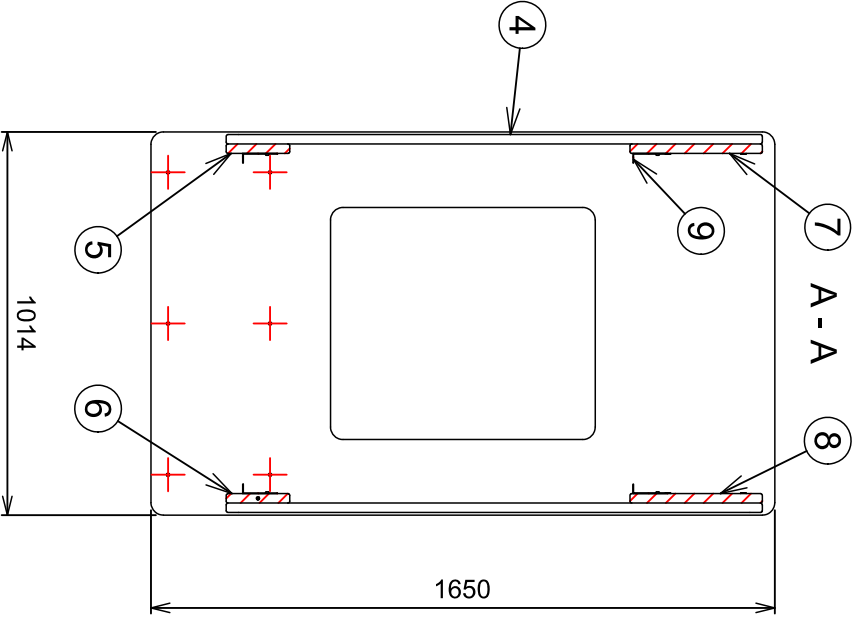
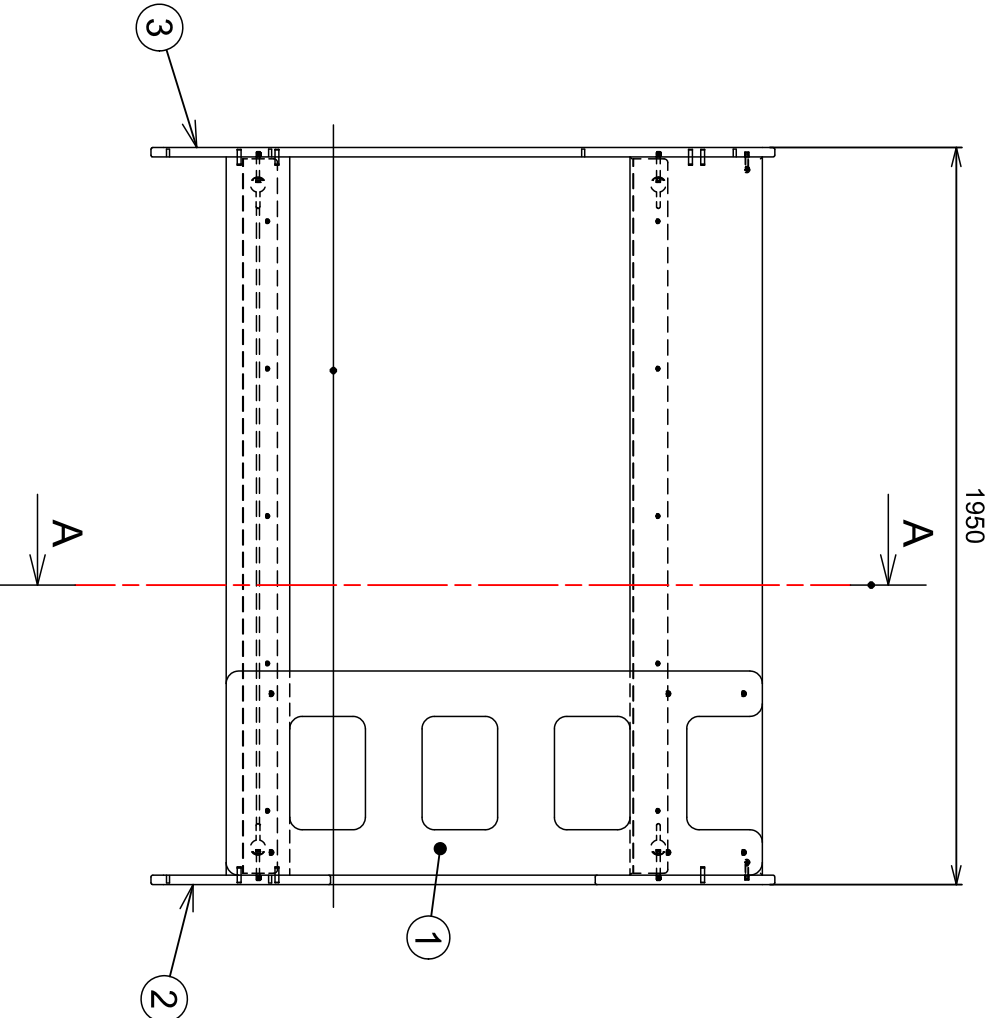
E

D

C

B

A



| | | | | |
|--------|-----|--|-----------------------|--------------|
| - | 8 | étrier fermé Ø38 Ø7 et 8 | acier | - |
| - | 37 | écrou à visser tête 6 pans creux M6 L13 | acier | - |
| - | 4 | écrou à visser avec collerette M6 - Ø12 L12 | acier | - |
| - | 8 | Ø15 L40 | acier | (retouché) |
| - | 2 | Ø15 L40 | acier | - |
| - | 4 | vis tête fendue Ø8 L70 | acier | (retouché) |
| - | 4 | vis tête fendue Ø8 L70 | acier | - |
| - | 20 | vis C HC à tête cylindrique bombée plate M6-16 | acier | - |
| - | 12 | tourillon lisse 40x10 | hêtre | - |
| - | 4 | tourillon Minifix fileté acier M6 axe 34 | acier | - |
| - | 4 | boîtier Minifix Ø15 Ep 19 - Brut | acier | - |
| 9 | 4 | Cornière | acier | - |
| 8 | 1 | DAV LON SUP F SUP/SUR 165 | MDF 25 MELA CAPPUCINO | (retouché) |
| 7 | 1 | DAV LON SUP F SUP/SUR 165 | MDF 25 MELA CAPPUCINO | - |
| 6 | 1 | DAV LON INF F SUP | MDF 25 MELA CAPPUCINO | (retouché) |
| 5 | 1 | DAV LON INF F SUP | MDF 25 MELA CAPPUCINO | - |
| 4 | 1 | DAV ECH SUP 165 PLEIN | MDF 25 MELA CAPPUCINO | - |
| 3 | 1 | DAV PIE SUP/SUR 165 | MDF 25 MELA CAPPUCINO | - |
| 2 | 1 | DAV TET SUP/SUR 165 | MDF 25 MELA CAPPUCINO | - |
| 1 | 1 | DAV ECH SUP 165 | MDF 25 MELA CAPPUCINO | (retouché) |
| REPERE | NB. | DESIGNATION | MATIERE | OBSERVATIONS |

| | | | | |
|---------|-----------|--|--------|--|
| ÉCHELLE | LIT DAVID | | AUTEUR | |
| 1:20 | | | DATE | |

| | | | | |
|----|---------------|--|--|----|
| | DEFINITION | | | |
| A3 | MATHY BY BOLS | | | 00 |